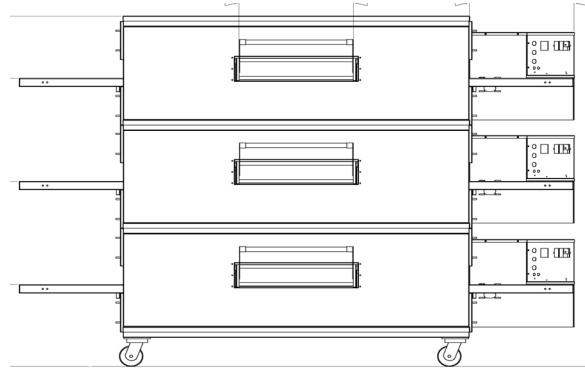




CUSTOMER _____

JOB NUMBER _____

E60MLP-1
E60MLP-2
E60MLP-3



E60MNG-1
E60MNG-2
E60MNG-3

GENERAL INFORMATION:

EDGE 60 Conveyor ovens are designed to be stacked three high. Each oven has a 32” wide conveyor belt and a 60” long baking chamber. Each EDGE60 oven has 50% more baking capacity than a 40” oven.

STANDARD FEATURES:

- **AFFORDABLE** = EDGE60 ovens are affordably priced with an initial acquisition cost not much higher than a good quality reconditioned oven.
- **ENERGY EFFICIENT** = EDGE60 ovens use a modulating burner that modulates both gas and combustion air. This system allows for the lowest overall operating costs of any conveyor oven in its class.
- **LOW OPERATING COSTS** = Overall operating costs of the EDGE60 oven is about .65 cents per hour based on an oven temperature of 475 deg F, electricity costs at .10 per kwh, and natural gas costs at \$1.30 per Ccf.
- **MODULAR DESIGN** = EDGE60 ovens use a patent pending modular design that enables the oven to be bolted together instead of riveting and welding. This design allows the ovens to be installed in pieces without the use of any special lifting or rigging equipment.
- **REMOVABLE CONTROL CABINET** = EDGE60 control cabinet houses all the electrical and gas components except for the main motor. The control cabinet is part of the modular design and can be unbolted and returned to the factory for service or upgrades. An additional control can may be used as a spare to eliminate any trouble shooting or repairs to be done in the field.
- **CONSTRUCTION** = EDGE60 ovens are manufactured to exacting tolerances and use stainless steel inside and out.
- **WARRANTY** = EDGE60 ovens come with a detailed two year parts and labor warranty.
- **VENTALATION** = EDGE60 ovens must be used under a ventilation hood only. Hood system must conform to all local and applicable codes.
- **MANUFACTURING** = EDGE60 ovens are manufactured in our Dunbar, PA facility



EDGE OVENS

By MF&B Restaurant System
133 ICMI Road
Dunbar, PA 1543
1.888.480.EDGE
www.edgeovens.com



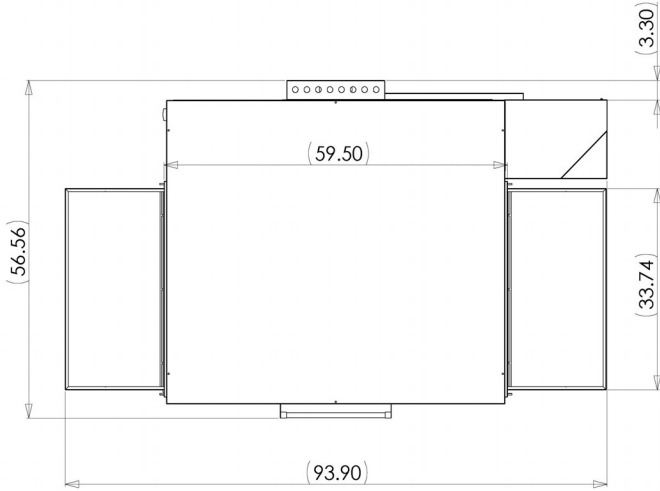
CUSTOMER _____

JOB NUMBER _____

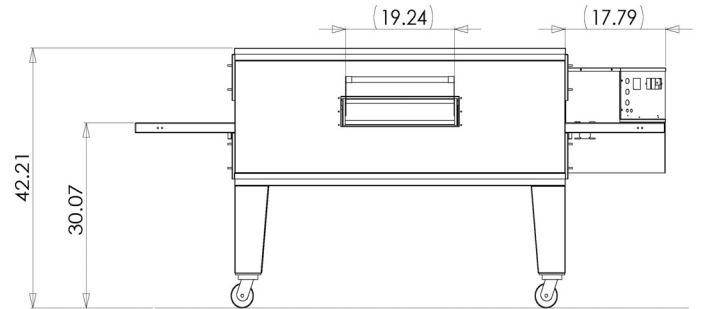


E60MLP-1
E60MLP-2
E60MLP-3

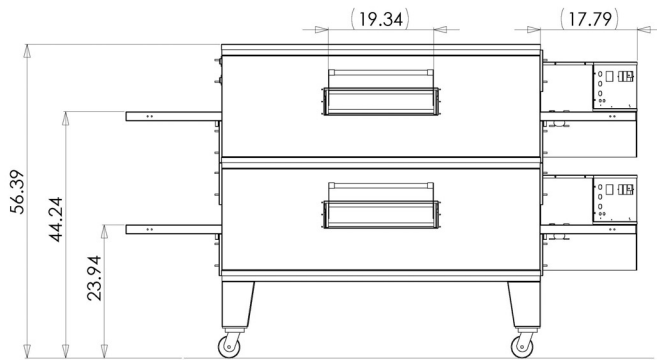
E60MNG-1
E60MNG-2
E60MNG-3



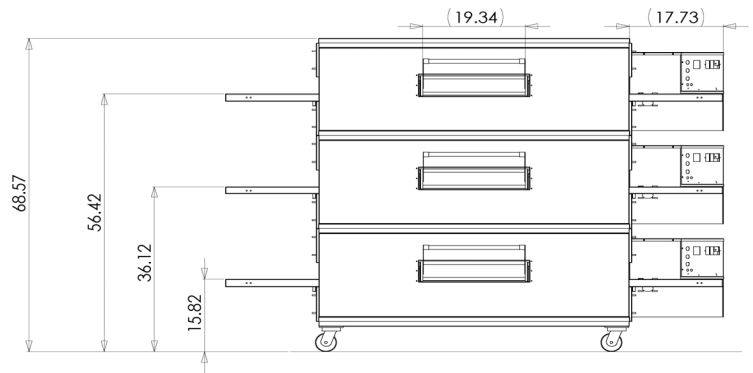
EDGE60 TOP VIEW



EDGE60 SINGLE



EDGE60 DOUBLE



EDGE60 TRIPLE

GAS TYPE	VOLTS	FREQUENCY	AMPS	SUPPLY PRESSURE	MANIFOLD PRESSURE
NATURAL	120	60 Hz	5.5	4.5"— 8" WC	4.5" WC
PROPANE	120	60Hz	5.5	10"— 13" WC	10" WC